

Superacid-Promoted Additions Involving Vinyl-Substituted Pyrimidines, Quinoxalines, and Quinazolines: Mechanisms Correlated to Charge Distributions

Yiliang Zhang, Matthew R. Sheets, Erum K. Raja, Kenneth N. Boblak, and Douglas A. Klumpp*

Department of Chemistry and Biochemistry, Northern Illinois University, DeKalb, Illinois 60115, United States

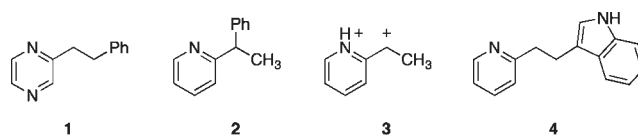
S Supporting Information

ABSTRACT: The superacid-promoted reactions of vinyl-substituted *N*-heterocycles have been studied. Diprotonated pyrimidines, quinoxalines, and quinazolines exhibit an unusual regioelectronic effect that controls the type of addition reaction observed. Depending on the ring position of the vinyl substituent, either conjugate addition or Markovnikov addition occurs. The mode of addition has been shown to correlate well to NBO calculated charges.

Among pharmaceutical substances, the *N*-heterocycles comprise an important class.¹ A recent survey found that more than 70% of the top-selling proprietary drugs contain *N*-heterocycles in their structures.² As such, there is significant value in synthetic chemistry leading to functionalized *N*-heterocycles. The conjugate or Michael additions involving vinyl-substituted *N*-heterocycles have been useful reactions in the preparation of substituted heterocycles, including several biologically active products.³ These reactions generally involve the use of fairly strong nucleophiles (thiols, amines, and enolate ions) with substrates such as 2-vinylpyridine.⁴ While some of these conjugate additions (CAs) occur through the prior formation of the pyridinium-type ion, many are thought to involve nucleophilic attack on the uncharged 2-vinylpyridine. The CA reactions are known to be sensitive to regioelectronic effects. For example, nucleophiles do not react as readily with 3-vinylpyridine,^{3c} an observation most often explained using resonance structures.⁵

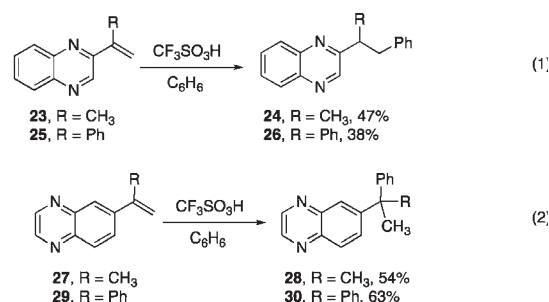
Recently, the superacid-promoted addition of benzene to vinylpyrazine was reported, with the addition product **1** formed in high yield (92%).⁶ This is contrasted with product **2** from 2-vinylpyridine under similar reaction conditions.⁷ These results suggest two types of addition mechanisms operating: a conjugate addition in the case of vinylpyrazine and a Markovnikov-type addition with 2-vinylpyridine (involving dication **3**). Several factors appear to be involved in determining which reaction pathway is preferred, most importantly electrophilicity of the vinyl group, nucleophile strength, and acid strength. Thus, the stronger nucleophile indole undergoes CA with 2-vinylpyridine in the weakly acidic CH₃CO₂H, and compound **4** is produced.⁸ Prompted by these earlier results, we have sought to further examine the chemistry of the vinyl-substituted diazines and their ring-fused derivatives. In this Communication, we describe the results of

these studies and a correlation between charge distributions and the tendency for CA.



A series of vinyl-substituted heterocycles was prepared and reacted with benzene and superacidic CF₃SO₃H (Table 1). The vinyl-substituted derivatives were prepared from the corresponding heterocyclic chloride or bromide and tributylvinyltin, using tBu₃P and Pd₂(dba)₃ catalyst.⁹ When the vinyl group is located at the 2- or 4-positions on the pyrimidine ring, the CA products are observed (entries 1 and 2). In the case of compound **6**, reaction with benzene is preferred over intramolecular reactions at the phenyl group.¹⁰ Interestingly, Markovnikov-type addition occurs when the vinyl group is at the 5-position of the pyrimidine ring (entries 3 and 4). The quinoxaline derivatives also show the divergent chemistry: a vinyl group at the 2-position leads to CA (entry 5), while for a vinyl group at the 6-position, Markovnikov addition (MA) is observed (entry 6). Similar results are observed with the quinazoline derivatives (entries 7–9). The relatively low yield of product **22** is primarily due to competing quinazoline-ring cleavage reactions in the superacid.

Besides vinyl groups, propenyl and styryl groups show similar characteristics. Our previous study demonstrated that propenyl- and styryl-substituted pyrazine tends to undergo CA with benzene in superacid.⁶ In the quinoxaline series, substituents in the 2-position also undergo CA (eq 1). Markovnikov addition is observed when the propenyl- and styryl-groups are in the 5-position (eq 2). These trends parallel the chemistry observed with the vinyl-substituted quinoxalines (**9** and **10**): groups in the 2-position undergo CA, and groups in the 5-position give MA products.



Received: March 21, 2011

Published: May 07, 2011

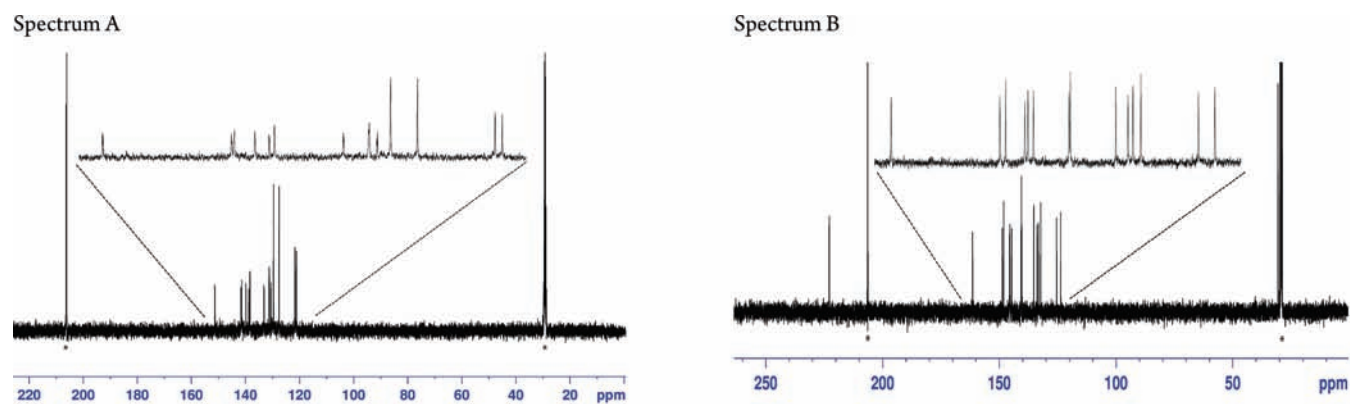


Figure 1. Low-temperature ^{13}C NMR spectrum of dication **33** (spectrum A) and trication **31** (spectrum B) in $\text{FSO}_3\text{H}-\text{SbF}_5-\text{SO}_2\text{ClF}$ solution at -50°C (acetone- d_6 external standard indicated by *).

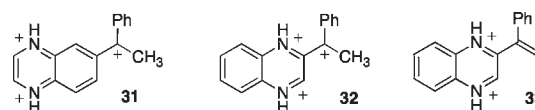
Table 1. Products and Yields from the Reactions of Vinyl-Substituted *N*-Heterocycles 5–13 with C_6H_6 in $\text{CF}_3\text{SO}_3\text{H}$

entry	olefin	product	yield
(1)			86% ^a
(2)			88% ^a
(3)			86% ^a
(4)			53% ^a
(5)			74% ^b
(6)			58% ^b
(7)			92% ^a
(8)			45% ^b
(9)			33% ^a

^a Reaction done at 25°C . ^b Reaction done at 80°C .

Among the observations from the above studies, it is clear that certain positions on the *N*-heterocycles tend to favor

conjugate-type over Markovnikov-type addition. It is also obvious that this is a strong directing effect, as demonstrated by the experiments with the styryl-substituted quinoxaline **25**. Despite the potential to form a benzylic carbocation center, olefin protonation appears to be significantly disfavored. Thus, intermediate **31** is formed, but **32** cannot be formed (which would give the Markovnikov product). In order to test this hypothesis, compounds **25** and **29** were dissolved in superacid and studied by low-temperature NMR (Figure 1). When compound **25** is reacted in $\text{FSO}_3\text{H}-\text{SbF}_5$ (4:1) in SO_2ClF at -50°C , only the diprotonated species **33** is observed (spectrum A). Analysis of the solution by DEPT confirms the presence of the olefinic CH_2 carbon. In contrast, a solution of compound **29** in $\text{FSO}_3\text{H}-\text{SbF}_5-\text{SO}_2\text{ClF}$ gives a spectrum consistent with the formation of trication **31** (spectrum B), including a carbocationic resonance (δ 223) and a methyl group resonance (δ 31). Analysis by DEPT and APT experiments also confirms the structural assignment of carbocation **31**. The ^{13}C NMR spectrum for **31** also shows a signal for each carbon atom, indicating that rotation of the phenyl group is slow. This is likely the result of extensive carbocation charge delocalization into the phenyl ring. Although $\text{FSO}_3\text{H}-\text{SbF}_5$ (4:1) is considerably more acidic than $\text{CF}_3\text{SO}_3\text{H}$, the NMR results are in accord with the observed addition reactions. The styryl group in **33** is not protonated in superacid, so the Markovnikov product cannot form. When the olefin group can be protonated and the carbocation is formed, then MA is observed.



To further understand this chemistry, theoretical calculations were done on the diprotonated heterocycles (Figure 2).¹¹ Calculations were done at the 6-311G (d,p) level using MP2 and B3LYP computational models. Natural bond order (NBO) analysis was done to assign charges. We have found a very good correlation between the relative charges at the ring carbon atoms and the type of observed addition chemistry. For example, the diprotonated pyrimidine ring **34** shows significant positive charge values at the 2-, 4-, and 6-positions, while the 5-position shows a negative charge value. The positive NBO charges correspond to highly electron-deficient sites on the ring.¹² Clearly, this should inhibit formation of an adjacent

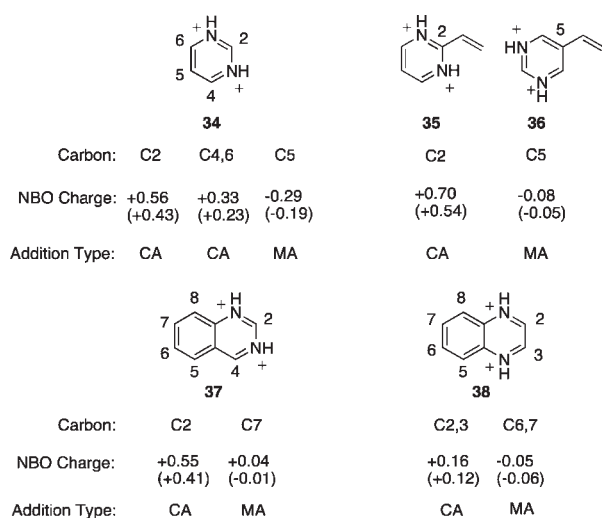


Figure 2. MP2 6-311G(d,p)-calculated NBO charges for carbon atoms in diprotonated *N*-heterocycles 34–38 and the types of addition chemistry observed (CA, conjugate addition; MA, Markovnikov addition; B3LYP 6-311G(d,p)-calculated NBO charges in parentheses).

carbocation (from protonation of the vinyl group), and it should also increase the tendency for CA with the arene nucleophile. Thus, CA is observed with 2- and 4-vinylpyrimidines and benzene. A relatively high degree of electron density occurs at the 5-position of the ring. This evidently facilitates protonation of the vinyl group and formation of the carbocation intermediate. This leads to the MA product. The calculations were also done with the vinyl-substituted heterocycles 35 and 36, and these structures exhibited similar charge distributions. Both the quinoxaline and quinoxaline systems 37 and 38 showed the same trend as the pyrimidine series. These *N*-heterocyclic systems give MA products at electron-rich positions and CA products at electron-deficient positions.

These studies demonstrate the importance of charge distributions in controlling the chemistry of *N*-heterocycles. Diprotonated *N*-heterocycles (pyrazines, pyrimidines, quinoxalines, and quinoxalines) are shown to exert very powerful regioelectronic effects at certain ring positions. NMR experiments have shown that these effects drastically influence the basicity of substituent styryl groups. The relatively high amount of positive charge leads to CA with the weak nucleophile benzene, making this chemistry analogous to that of the superelectrophiles described by Olah.¹³ Other ring positions are clearly not as electron deficient, and this leads to a completely different reaction course. The olefinic groups at these sites tend to undergo Friedel–Crafts-type chemistry via carbocationic intermediates. Functionalized *N*-heterocycles are often prepared by synthetic reactions at side chains or substituent groups. Our results have shown that such chemistry may be significantly impacted by localized charges within the *N*-heterocycles.

ASSOCIATED CONTENT

S Supporting Information. Detailed experimental procedures, characterization data, ¹H and ¹³C NMR spectra for new compounds, ¹³C NMR spectra for ions 29 and 31, computational methods and results, and complete ref 11. This material is available free of charge via the Internet at <http://pubs.acs.org>.

AUTHOR INFORMATION

Corresponding Author

dklumpp@niu.edu

ACKNOWLEDGMENT

We gratefully acknowledge the support of the National Science Foundation (CHE-0749907 and CHE-0840504) and the NIH–National Institute of General Medical Sciences (GM085736-01A1). We thank Profs. Peter R. Schreiner and Thomas M. Gilbert for helpful discussions.

REFERENCES

- (1) Kleemann, E.; Kutscher, R. *Pharmaceutical Substances*; Thieme: Stuttgart, 2009.
- (2) Based on annual sales of drugs in the year 2009, see <http://www.drugs.com/top200.html>; downloaded March 12, 2011.
- (3) (a) Raux, E.; Klene, J.; Blake, A.; Saczewski, J.; Strekowski, L. *Molecules* **2010**, *15*, 1973. (b) Burns, A. R.; Kerr, J. H.; Kerr, W. J.; Passmore, J.; Paterson, J.; Paterson, L. C.; Watson, A. J. B. *Org. Biomol. Chem.* **2010**, *8*, 2777. (c) Schaaf, G. M.; Mukherjee, S.; Waterson, A. G. *Tetrahedron Lett.* **2009**, *50*, 1928. (d) Han, X.; Civiello, R. L.; Mercer, S. E.; Macor, J. E.; Dubowchik, G. M. *Tetrahedron Lett.* **2009**, *50*, 386. (e) Gimbert, C.; Lumierres, M.; Marchi, C.; Moreno-Manas, M.; Sebastian, Vallribera, A. *Tetrahedron* **2005**, *61*, 8598. (f) Lumierres, M.; Marchi, C.; Moreno-Manas, M.; Sebastian, Vallribera, A.; Lago, E.; Molins, E. *Eur. J. Org. Chem.* **2001**, 2321. (g) Fellahi, Y.; Dubois, P.; Ombetta-Goka, J. E.; Chaumont, J. P.; Frangin, Y. *Eur. J. Med. Chem.* **1995**, *30*, 633. (h) Øverås, A. T.; Bakkestuen, A. K.; Gundersen, L.-L.; Rise, F. *Acta Chem. Scand.* **1997**, *51*, 1116. (i) Samaritoni, J. G.; Babbitt, G. E. *J. Heterocycl. Chem.* **1997**, *34*, 1263.
- (4) (a) Katritzky, A. R.; Takahashi, I.; Marson, C. M. *J. Org. Chem.* **1986**, *51*, 4914. (b) Chung, J. Y. L.; Hughes, D. L.; Zhao, D.; Song, Z.; Mathre, D. J.; Ho, G.-J.; McNamara, J. M.; Douglas, A. W.; Reamer, R. A.; Tsay, F.-R.; Varsolona, R.; McCauley, J.; Grabowski, E. J. J.; Reider, P. J. *J. Org. Chem.* **1996**, *61*, 215. (c) Danishefsky, S.; Cain, P.; Nagel, A. *J. Am. Chem. Soc.* **1975**, *97*, 580. (d) Logothetis, A. L. *J. Org. Chem.* **1969**, *29*, 1834.
- (5) Doering, W. E.; Weil, R. A. N. *J. Am. Chem. Soc.* **1947**, *69*, 2461.
- (6) Zhang, Y.; Briski, J.; Zhang, Y.; Rendy, R.; Klumpp, D. A. *Org. Lett.* **2005**, *7*, 2505.
- (7) Zhang, Y.; McElrea, A.; Sanchez, G. V., Jr.; Klumpp, D. A.; Do, D.; Gomez, A.; Aguirre, S. L.; Rendy, R. *J. Org. Chem.* **2003**, *68*, 5119.
- (8) Gray, A. P.; Archer, W. L. *J. Am. Chem. Soc.* **1957**, *79*, 3554.
- (9) Littke, A. F.; Schwarz, L.; Fu, G. C. *J. Am. Chem. Soc.* **2002**, *124*, 6343.
- (10) It is not clear if the 2-phenyl group on 6 influences the type of addition chemistry observed (Markovnikov or conjugate addition).
- (11) Frisch, M. J.; et al. *Gaussian 09*, Revision B.01; Gaussian, Inc.: Wallingford, CT, 2009.
- (12) Weinhold, F. In *Encyclopedia of Computational Chemistry*; Schleyer, P. v. R.; Allinger, N. L.; Clark, T.; Gasteiger, J.; Kollman, P. A.; Schaefer, H. F., III, Schreiner, P. R., Eds.; John Wiley & Sons: Chichester, UK, 1998; Vol. 3, pp 1792–1811.
- (13) Olah, G. A.; Klumpp, D. A. *Superelectrophiles and Their Chemistry*; Wiley: New York, 2008.